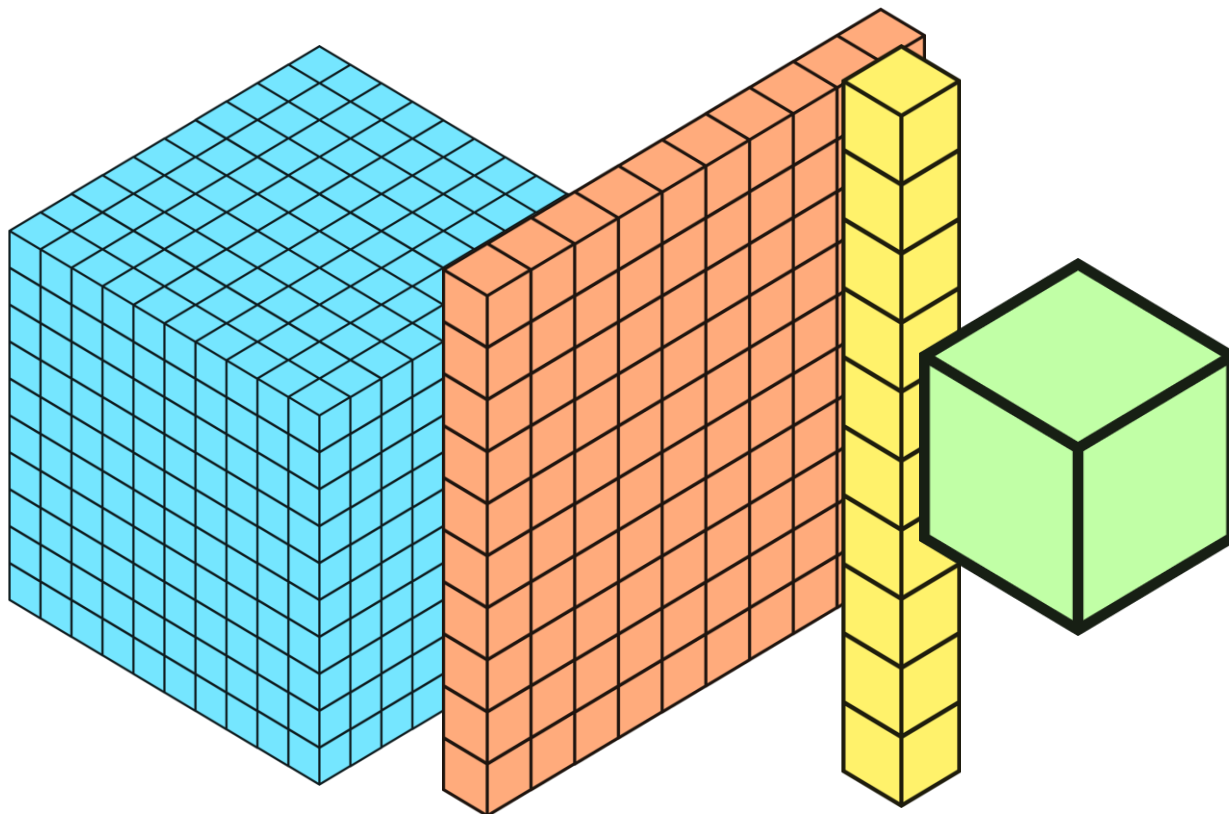


MATERIAL DOURADO

AMOSTRA OFICIAL

<<<<ARRASTE PARA VER AMOSTRAS>>>>





Material Dourado
1 até 99
44 PÁGINAS

ESCOLA _____

NOME: _____ DATA: ___/___/___

PROFESSOR(A): _____

CONTE COM ATENÇÃO!

➤ OBSERVE A EXPLICAÇÃO, DEPOIS CONTE AS UNIDADES E REGISTRE A RESPOSTA:



UNIDADE

1 UNIDADE

CUBINHOS



↓ PINTE OS NÚMEROS QUE VOCÊ REGISTROU ACIMA E COMPLETE AQUELES QUE FALTAM:

		3	4	5	6		8	9
--	--	---	---	---	---	--	---	---



ESCOLA _____



NOME: _____ DATA: ___/___/___




PROFESSOR(A): _____



CALCULE COM ATENÇÃO!





➤ CONTE E REGISTRE O RESULTADO:



 +  =




 +  =




  +  =

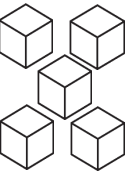
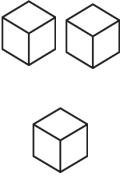
 +  =



  +   =





 +  =





  +  =





  +  =




 +  =

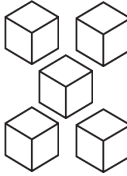
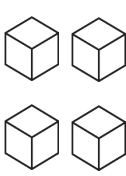
 +  =

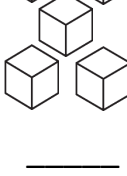
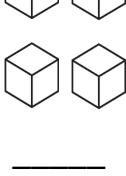
  +   =

  +   =

  +   =

  +  =

 +  =

 +  =

↓ COMPLETE A SEQUÊNCIA:

0		2	3		5		7	8	
---	--	---	---	--	---	--	---	---	--

ESCOLA _____

NOME: _____ DATA: ___/___/___

PROFESSOR(A): _____

CALCULE COM ATENÇÃO

➤ OBSERVE A EXPLICAÇÃO, DEPOIS CONTE AS UNIDADES E REGISTRE A RESPOSTA:



DEZENA

1 DEZENA
(10)

BARRA



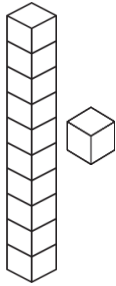
ESCOLA _____

NOME: _____ DATA: ___/___/___

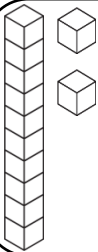
PROFESSOR(A): _____

CALCULE COM ATENÇÃO

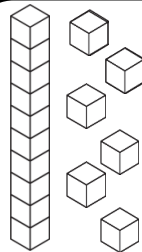
➤ OBSERVE A EXPLICAÇÃO, DEPOIS CONTE AS UNIDADES E REGISTRE A RESPOSTA:



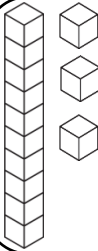
$10 + 1 = 11$
1 DEZENA E UMA UNIDADE
(11)
1 BARRA E 1 CUBINHO



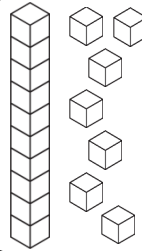
$10 + 2 = 12$
1 DEZENA E 2 UNIDADES
1 BARRA E 2 CUBINHOS



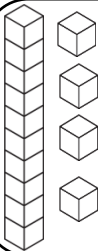
$10 + \underline{\quad} = \underline{\quad}$
1 DEZENA E UNIDADES
1 BARRA E CUBINHOS



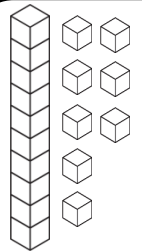
$10 + \underline{\quad} = \underline{\quad}$
1 DEZENA E UNIDADES
1 BARRA E CUBINHOS



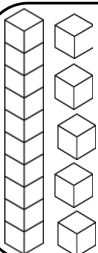
$10 + \underline{\quad} = \underline{\quad}$
1 DEZENA E UNIDADES
1 BARRA E CUBINHOS



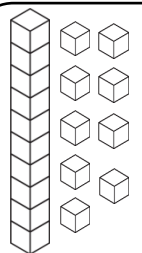
$10 + \underline{\quad} = \underline{\quad}$
1 DEZENA E UNIDADES
1 BARRA E CUBINHOS



$10 + \underline{\quad} = \underline{\quad}$
1 DEZENA E UNIDADES
1 BARRA E CUBINHOS



$10 + \underline{\quad} = \underline{\quad}$
1 DEZENA E UNIDADES
1 BARRA E CUBINHOS



$10 + \underline{\quad} = \underline{\quad}$
1 DEZENA E UNIDADES
1 BARRA E CUBINHOS

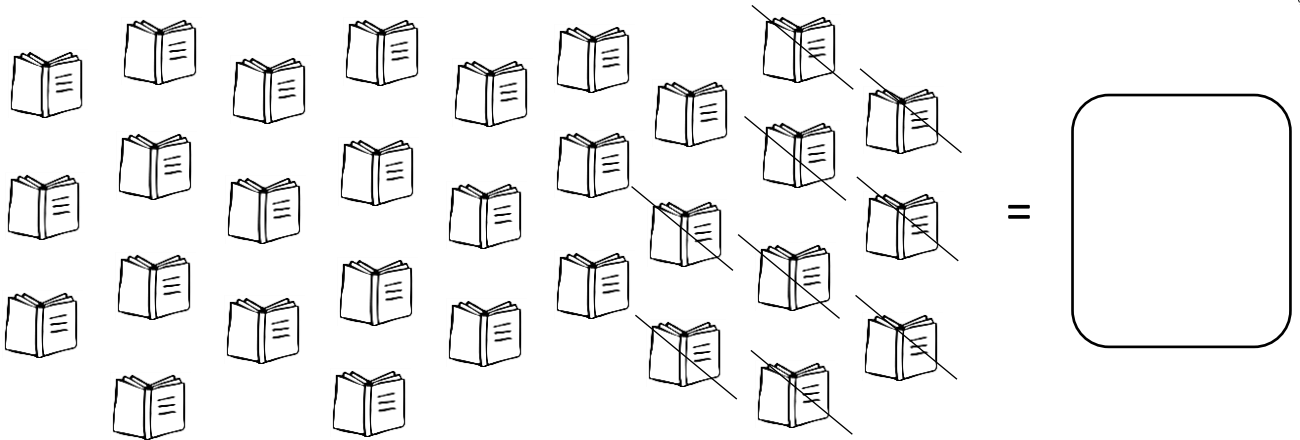
ESCOLA _____

NOME: _____ DATA: ___/___/___

PROFESSOR(A): _____

INTERPRETE COM ATENÇÃO!

1. MONALISA GANHOU 3 DEZENAS DE LIVROS E RESOLVEU DAR PARA SUA PRIMA 9 UNIDADES. QUANTOS LIVROS ELA FICOU?



TAMBÉM PODEMOS REPRESENTAR USANDO O MATERIAL DOURADO, OBSERVE:



• COM QUANTOS LIVROS MONALISA FICOU?

• ESCREVA A OPERAÇÃO MATEMÁTICA QUE PODEMOS UTILIZAR PARA RESOLVER O PROBLEMA:


ESCOLA _____

NOME: _____ DATA: ___/___/___


PROFESSOR(A): _____

INTERPRETE COM ATENÇÃO!


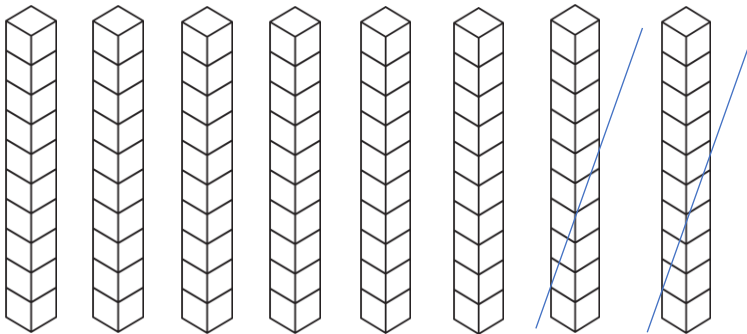
1. JOÃO É FAZENDEIRO, COLHEU 8 DEZENAS DE CENOURAS, JÁ VENDEU 2 DEZENAS. QUANTAS DEZENAS SOBRRARAM?



=



TAMBÉM PODEMOS REPRESENTAR USANDO O MATERIAL DOURADO, OBSERVE:



• O QUE SIGNIFICA OITO DEZENAS DE CENOURAS?

• O QUE SIGNIFICA DUAS DEZENAS DE CENOURAS QUE ELE JÁ VENDEU?

• ESCREVA A OPERAÇÃO MATEMÁTICA QUE PODEMOS UTILIZAR PARA RESOLVER O PROBLEMA:

ESCOLA _____

NOME: _____ DATA: ___/___/___

PROFESSOR(A): _____

CALCULE COM ATENÇÃO!

➤ CONTE E REGISTRE O RESULTADO:

43 + 40 =

43 + 42 =

43 + 34 =

43 + 32 =

43 + 24 =

43 + 22 =

43 + 14 =

43 + 12 =

↓ PINTE OS NÚMEROS QUE VOCÊ REGISTROU ACIMA E COMPLETE AQUELES QUE FALTAM:

80	81	82	83	84	85	86		89
----	----	----	----	----	----	----	--	----



ATIVIDADES

ANOS INICIAIS

Material Dourado
Centenas
44 PÁGINAS

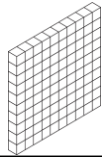
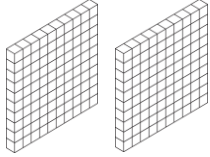
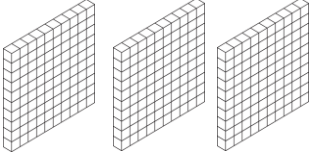
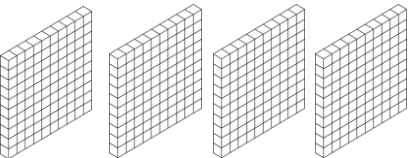

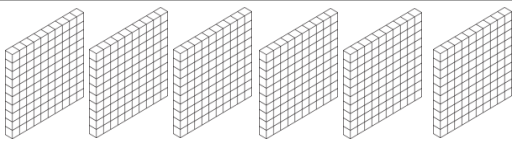

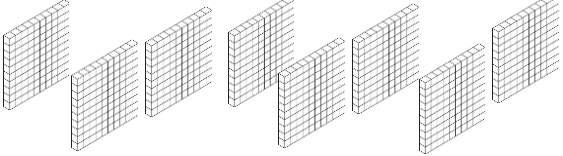
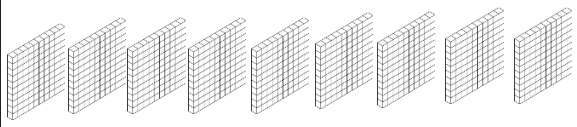
ESCOLA _____

NOME: _____ DATA: __/__/__

PROFESSOR(A): _____

QUAL É O NÚMERO?

C

MATERIAL DOURADO	Nº	NÚMERO POR EXTENSO
		
		
		
		
		
		
		
		
		

ESCOLA _____

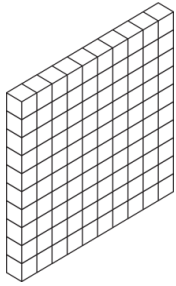
NOME: _____ DATA: ___/___/___

PROFESSOR(A): _____

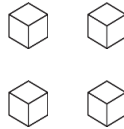
CALCULE COM ATENÇÃO!

100


➤ CONTE E REGISTRE O RESULTADO:



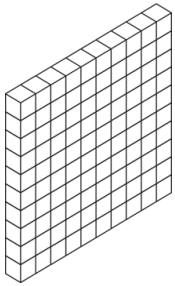
+



=



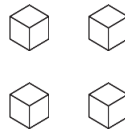
100 101 102 _____ 104 _____ 106 _____ 108 109




+



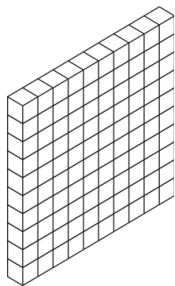
+



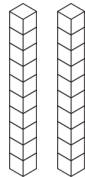
=



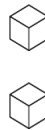
110 _____ 112 113 _____ 115 116 117 118 _____




+



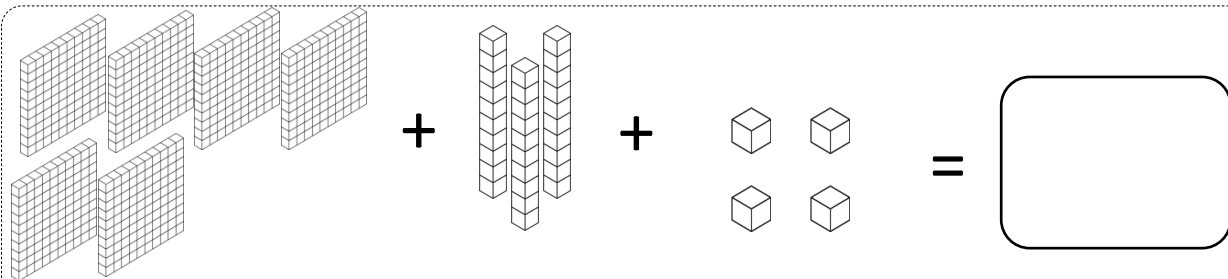
+



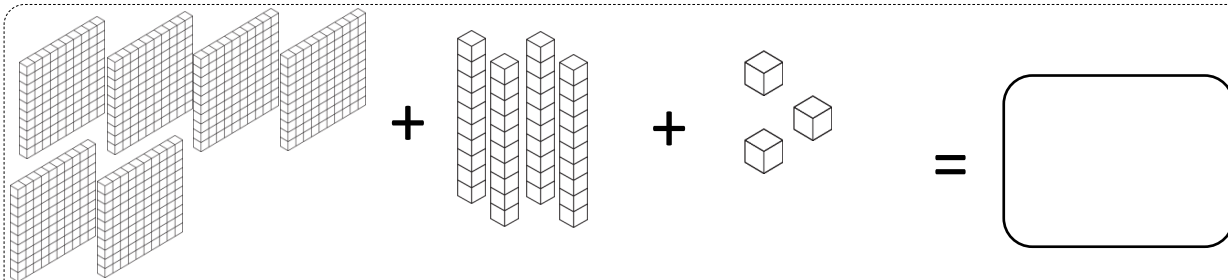
=



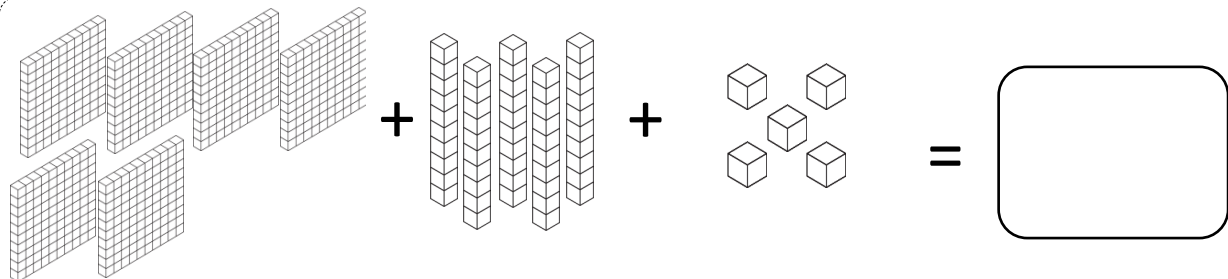
120 _____ 122 123 _____ 125 _____ 127 128 _____



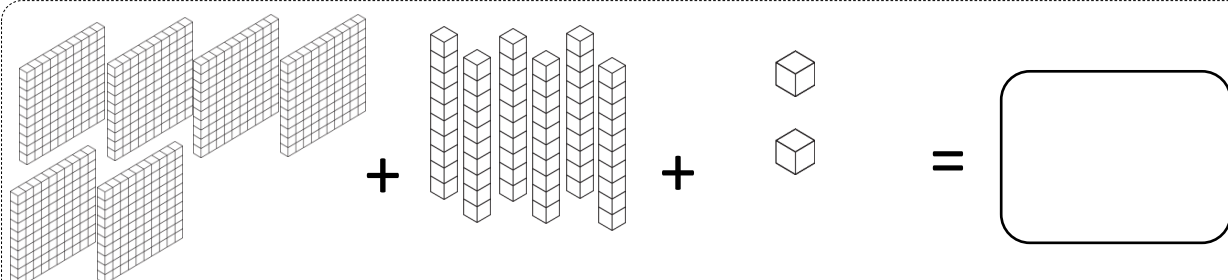
630 _____ 632 633 _____ 635 _____ 637 638 _____



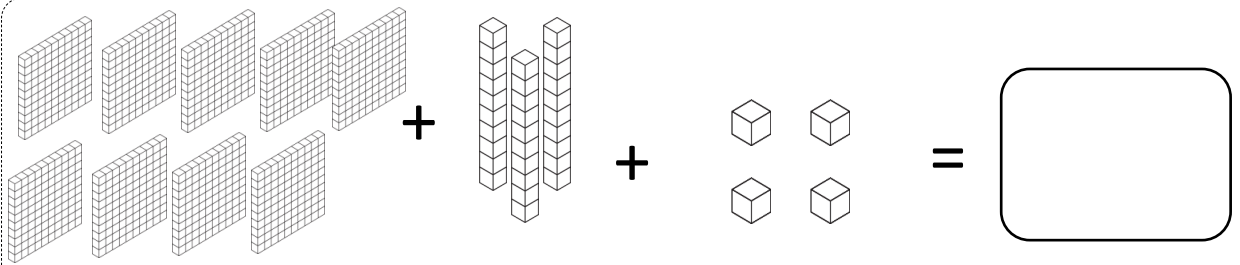
640 _____ 642 643 _____ 645 _____ 647 648 _____



650 _____ 652 653 _____ 655 656 _____ 658 _____

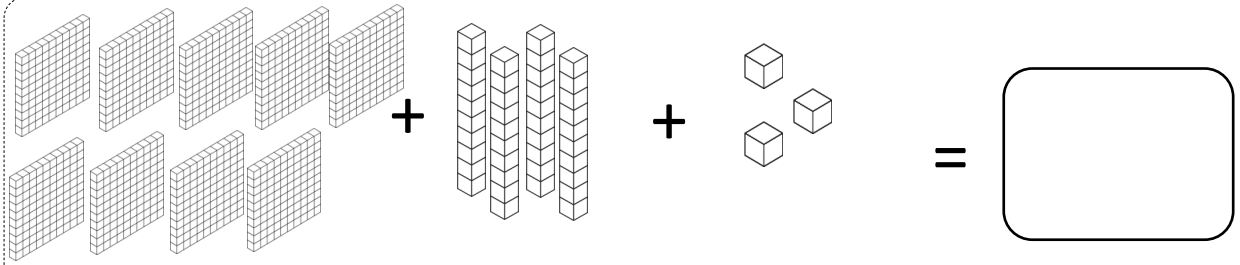


660 _____ 662 663 _____ 665 _____ 667 668 _____



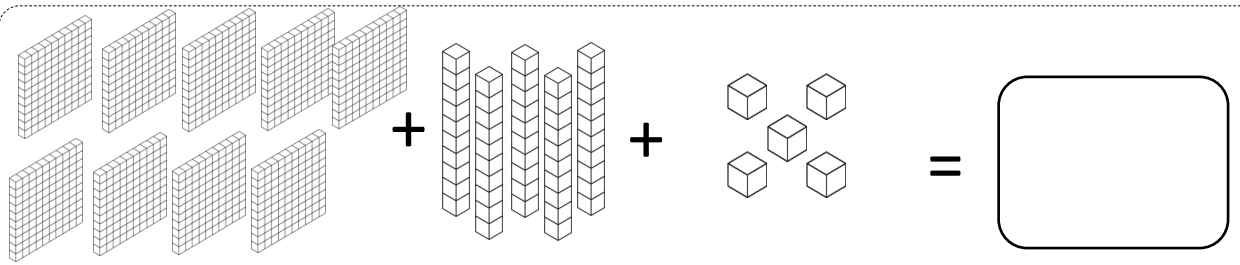
_____ + _____ + _____ =

930 932 933 935 937 938



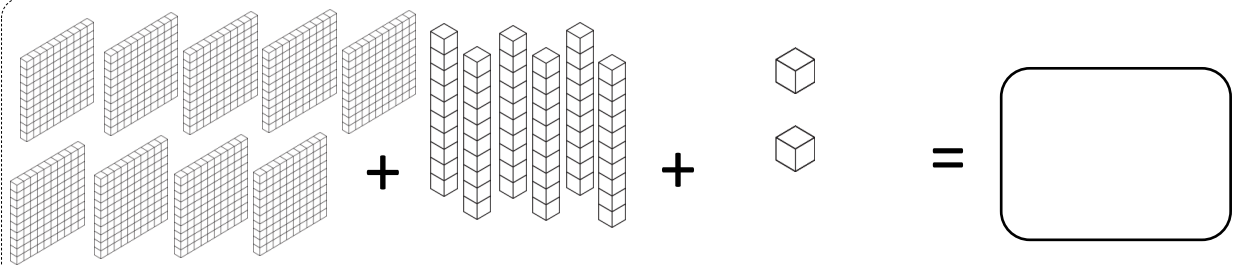
_____ + _____ + _____ =

940 942 943 945 947 948



_____ + _____ + _____ =

950 952 953 955 956 958



_____ + _____ + _____ =

960 962 963 965 967 968

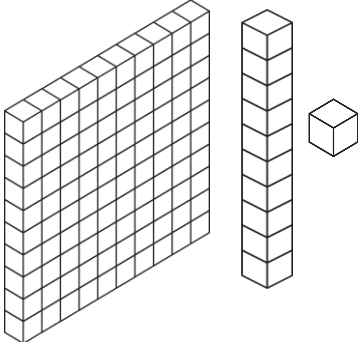
ESCOLA _____

NOME: _____ DATA: ___/___/___

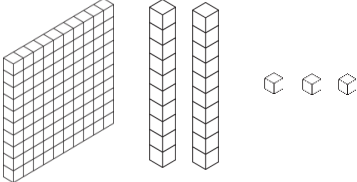

PROFESSOR(A): _____

CALCULE COM ATENÇÃO

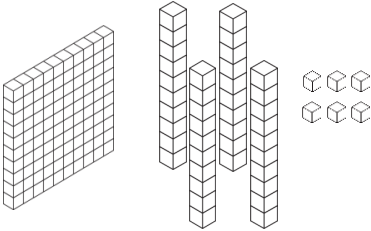
➤ OBSERVE A EXPLICAÇÃO, DEPOIS CONTE E REGISTRE A RESPOSTA:



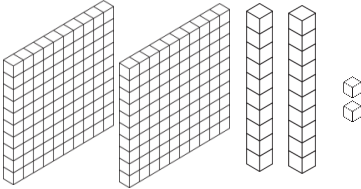
$100 + 10 + 1 = 111$
1 CENTENA + 1 DEZENA + 1 UNIDADE
1 PLACA, 1 BARRA E 1 CUBINHO



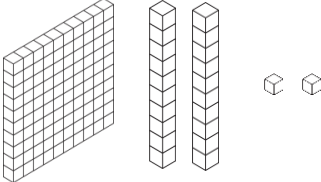
_____ + _____ + _____ = _____
____ CENTENA(S) + ____ DEZENA(S) + ____ UNIDADE(S)



_____ + _____ + _____ = _____
____ CENTENA(S) + ____ DEZENA(S) + ____ UNIDADE(S)



_____ + _____ + _____ = _____
____ CENTENA(S) + ____ DEZENA(S) + ____ UNIDADE(S)



_____ + _____ + _____ = _____
____ CENTENA(S) + ____ DEZENA(S) + ____ UNIDADE(S)

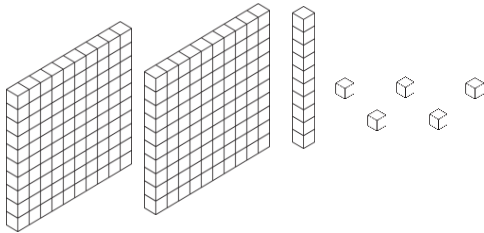
ESCOLA _____

NOME: _____ DATA: ___/___/___

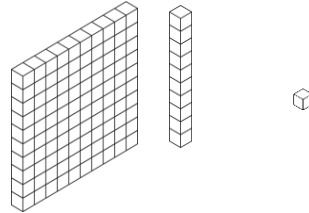
PROFESSOR(A): _____

CONTE COM ATENÇÃO!

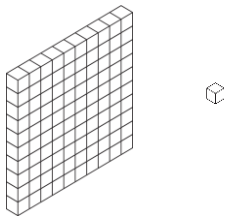
➤ CONTE E PINTE O RESULTADO CORRETO:



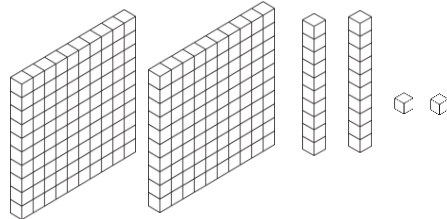
115 215 315



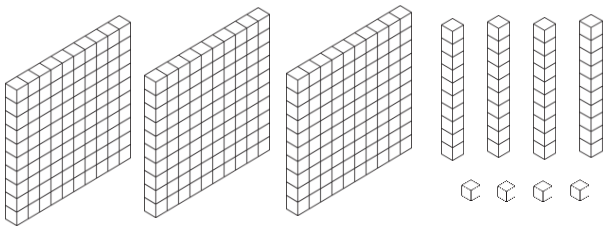
101 110 111



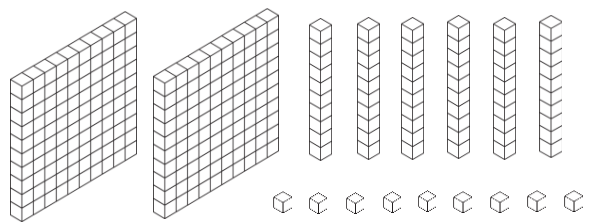
101 110 111



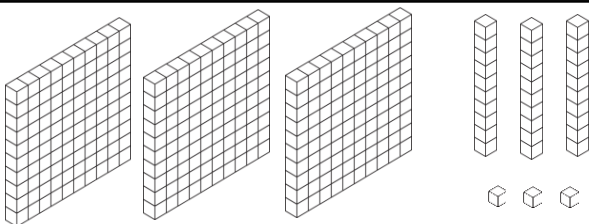
212 112 222



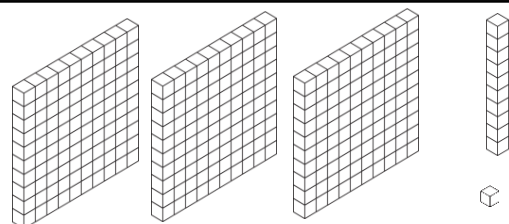
245 244 344



268 269 369



333 332 233



111 211 311

ESCOLA _____

NOME: _____ DATA: __/__/__

PROFESSOR(A): _____

Quem eu sou?

a) 1 centena, 1 dezena e 1 unidade:

b) 8 centenas, 3 dezenas e 8 unidades:

c) 9 centenas, 5 dezenas e 2 unidades:

d) 7 centenas, 7 dezenas e 3 unidades:

e) 8 centenas, 9 dezenas e 4 unidades:

f) 9 centenas, 2 dezenas e 6 unidades:

g) 8 centenas, 4 dezenas e 1 unidade:

h) 1 centena, 6 dezenas e 7 unidades:

i) 3 centenas, 8 dezenas e 5 unidades:

j) 2 centenas, 8 dezenas e 2 unidades:

k) 7 centenas, 9 dezenas e 6 unidades:

l) 1 centena, 6 dezenas e 5 unidades:

m) 5 centenas, 2 dezenas e 4 unidades:

n) 4 centenas, 4 dezenas e 5 unidades:

o) 8 centenas, 5 dezenas e 9 unidades:

p) 6 centenas, 7 dezenas e 1 unidade:

q) 9 centenas, 3 dezenas e 3 unidades:



Material Dourado
Milhares
43 PÁGINAS (COM GABARITO)

ESCOLA _____

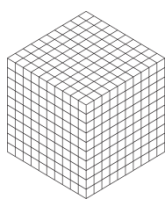
NOME: _____ DATA: ___/___/___

PROFESSOR(A): _____

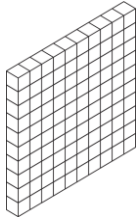
CALCULE COM ATENÇÃO!

1000

➤ CONTE E REGISTRE O RESULTADO:



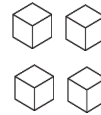
+



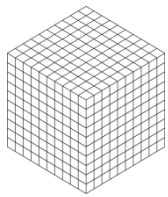
+




+



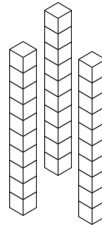
=



+



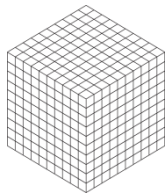
+



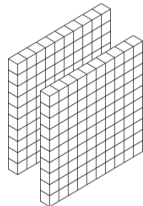
+



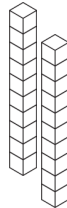
=



+



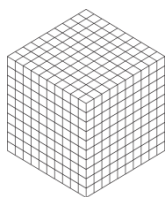
+




+



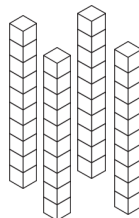
=



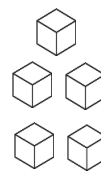
+



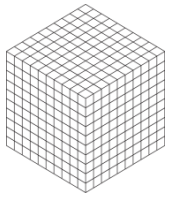
+




+




=



+



+

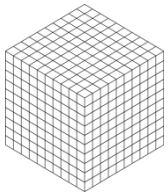


+

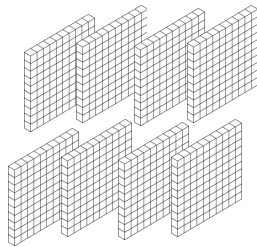


=

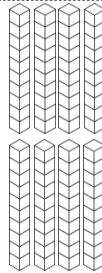




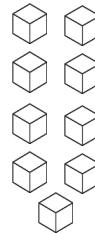
+




+

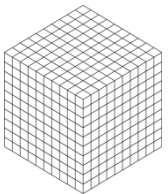


+

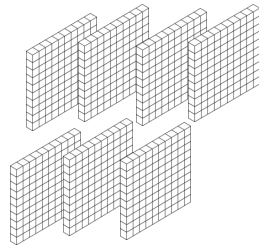


=

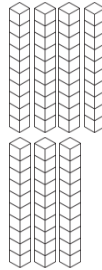




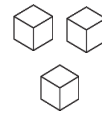
+



+

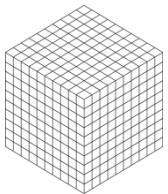


+

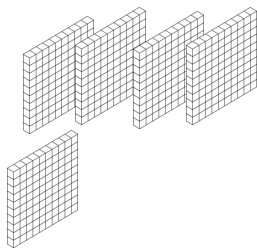


=






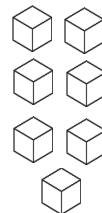
+




+

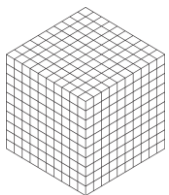


+

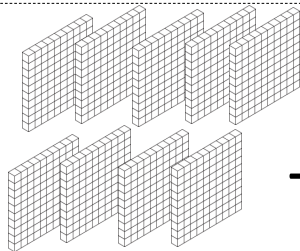


=

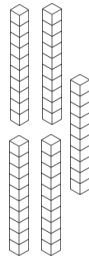




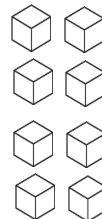
+




+



+



=



➤ COMPLETE AS SEQUÊNCIAS COM OS NÚMEROS QUE ESTÃO FALTANDO:

2000	2001	2002		2004		2006		2008	2009
2010		2012	2013		2015		2017		

2100	2101						2107		
2110				2114					2119

1300	2301			2304				2308	
2310			2313						2319

2590	2591			2594		2596			2599
2600			2603						

2890	2891			2894		2896			2899
2900			2903						

➤ PINTE A QUANTIDADE CORRETA:

2586

The image shows a collection of base ten blocks used to represent the number 2586. There are 2 large cubes (thousands), 5 medium cubes (hundreds), 8 vertical rods (tens), and 6 small cubes (ones).

UM	C	D	U

UM	C	D	U

UM	C	D	U

UM	C	D	U

UM	C	D	U

UM	C	D	U

UM	C	D	U

UM	C	D	U

UM	C	D	U

UM	C	D	U

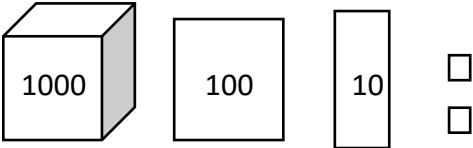
ESCOLA _____

NOME: _____ DATA: __/__/__

PROFESSOR(A): _____

REPRESENTE USANDO O MATERIAL DOURADO!

➤ OBSERVE O NÚMERO INDICADO E REPRESENTE-O USANDO AS PEÇAS DO MATERIAL DOURADO: (SIGA O MODELO)

1112 	1126
1245	1266
2378	2399

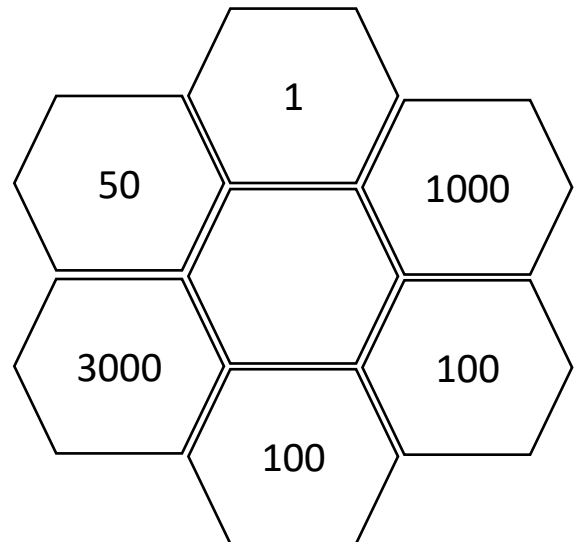
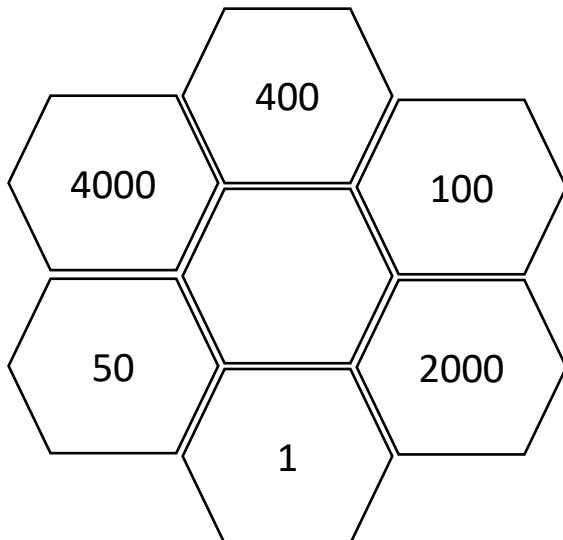
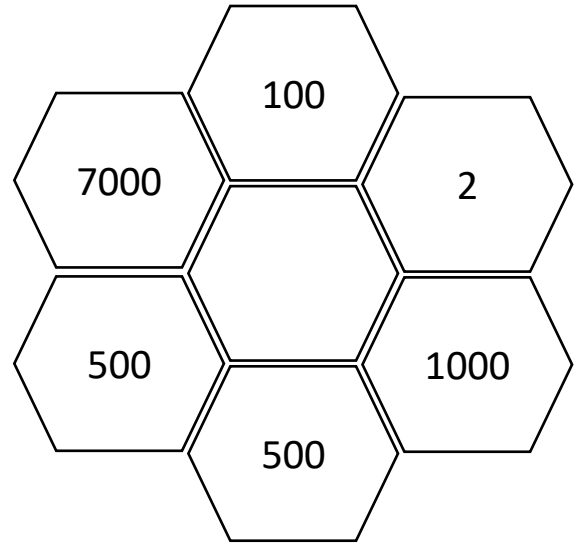
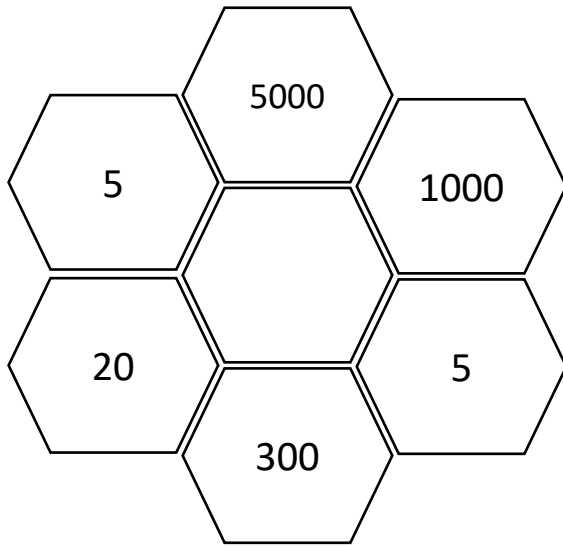
ESCOLA _____

NOME: _____ DATA: __/__/__

PROFESSOR(A): _____


CÁLCULO MENTAL

- CALCULE MENTALMENTE E REGISTRE O VALOR CORRESPONDENTE NO CENTRO DE CADA GRUPO:







Material Dourado
BÔNUS




10
1
DEZENA




20

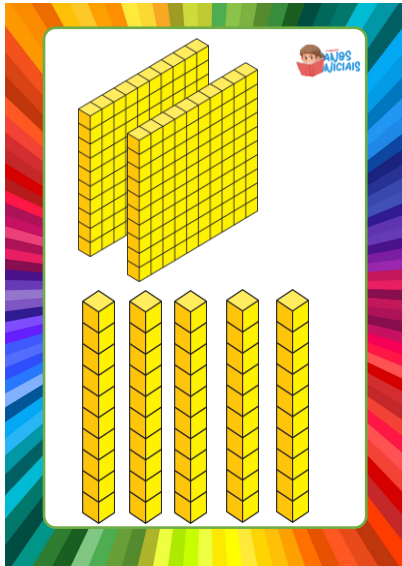


BÔNUS 1 – JOGOS 29 PÁGINAS



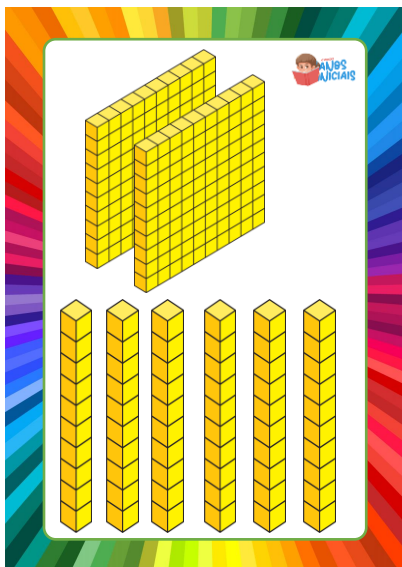

40
4
DEZENAS






250

2 CENTENAS
E 5 DEZENAS



260

2 CENTENAS E
6 DEZENAS




280

2 CENTENAS E
8 DEZENAS



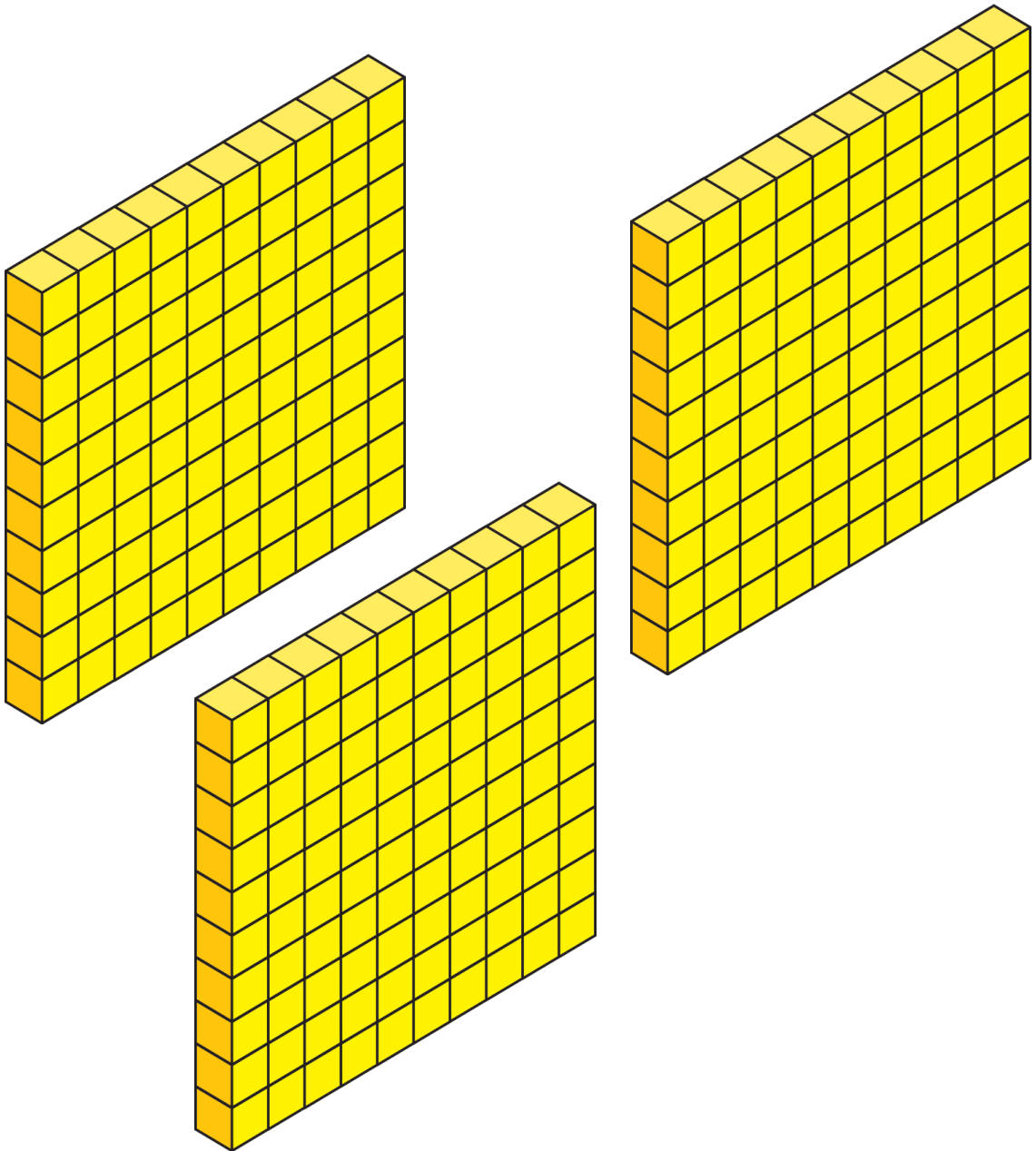
CENTENA



BÔNUS 2 – MURAL
1/ 14 PÁGINAS

100 EM 100


300



TREZENTOS


BÔNUS 3 – MURAL

2/ 9 PÁGINAS



- 20 → 2 dezenas
- 21 → 2 dezenas e 1 unidade
- 22 → 2 dezenas e 2 unidades
- 23 → 2 dezenas e 3 unidades
- 24 → 2 dezenas e 4 unidades
- 25 → 2 dezenas e 5 unidades
- 26 → 2 dezenas e 6 unidades
- 27 → 2 dezenas e 7 unidades
- 28 → 2 dezenas e 8 unidades
- 29 → 2 dezenas e 9 unidades

20	21	22	23	24	25	26	27	28	29
----	----	----	----	----	----	----	----	----	----



30 → 3 dezenas

31 → 3 dezenas e 1 unidade

32 → 3 dezenas e 2 unidades

33 → 3 dezenas e 3 unidades

34 → 3 dezenas e 4 unidades

35 → 3 dezenas e 5 unidades

36 → 3 dezenas e 6 unidades

37 → 3 dezenas e 7 unidades

38 → 3 dezenas e 8 unidades

39 → 3 dezenas e 9 unidades

30	31	32	33	34	35	36	37	38	39
----	----	----	----	----	----	----	----	----	----

TERMO DE USO




ATENÇÃO: Material produzido para a venda.
Este material foi elaborado pela Equipe Anos Iniciais
([@atividadesanosiniciais](#))

A utilização deste material é apenas para USO PESSOAL.
Professores e Pais podem imprimir para utilizar em sua sala de aula, com seus alunos,
ou em casa com seus filhos.

O QUE NÃO PODE:

- Não pode vender ou revender este material;
- Não pode postar ou distribuir em nenhum site na internet;
- Não pode distribuir em grupos de Facebook, WhatsApp ou TELEGRAM
- Não pode arquivar publicamente em drives ou outros semelhantes de forma pública para que outras pessoas possam ter acesso.

DIREITOS DE IMAGENS. Todos os direitos de imagens são de seus autores especificados abaixo:



NÃO É PERMITIDO

Qualquer uso comercial desse material.

MATERIAL PROTEGIDO PELOS DIREITOS AUTORAIS CONFORME A
LEI Nº 9.610, DE 19 DE FEVEREIRO DE 1998. EVITE PROBLEMAS
JURÍDICOS!

AJUDE A DIVULGAR O NOSSO TRABALHO, INDICANDO AS PÁGINAS
DO INSTAGRAM:

@atividadesadaptadas1 e @atividadesanosiniciais @vivamaiseducação
LÁ VOCÊ ENCONTRARÁ MUITAS OUTRAS ATIVIDADES COMO ESTA!



Educação é nossa prioridade!